


# Classifying Cells

## Enrichment Activity for Lesson 2-6


**Skills:** *identifying, researching, comparing*

Use your text or other reference materials to draw each type of cell shown below. Then, match each cell to its description.


1. Red Blood Cell




2. Nerve Cell




3. Guard Cell



4. Muscle Cell



5. White Blood Cell



### Descriptions

- \_\_\_\_\_ 6. Controls the size of the stoma
- \_\_\_\_\_ 7. Digests disease-causing organisms
- \_\_\_\_\_ 8. Carries messages throughout the body
- \_\_\_\_\_ 9. Carries oxygen
- \_\_\_\_\_ 10. Makes bones move